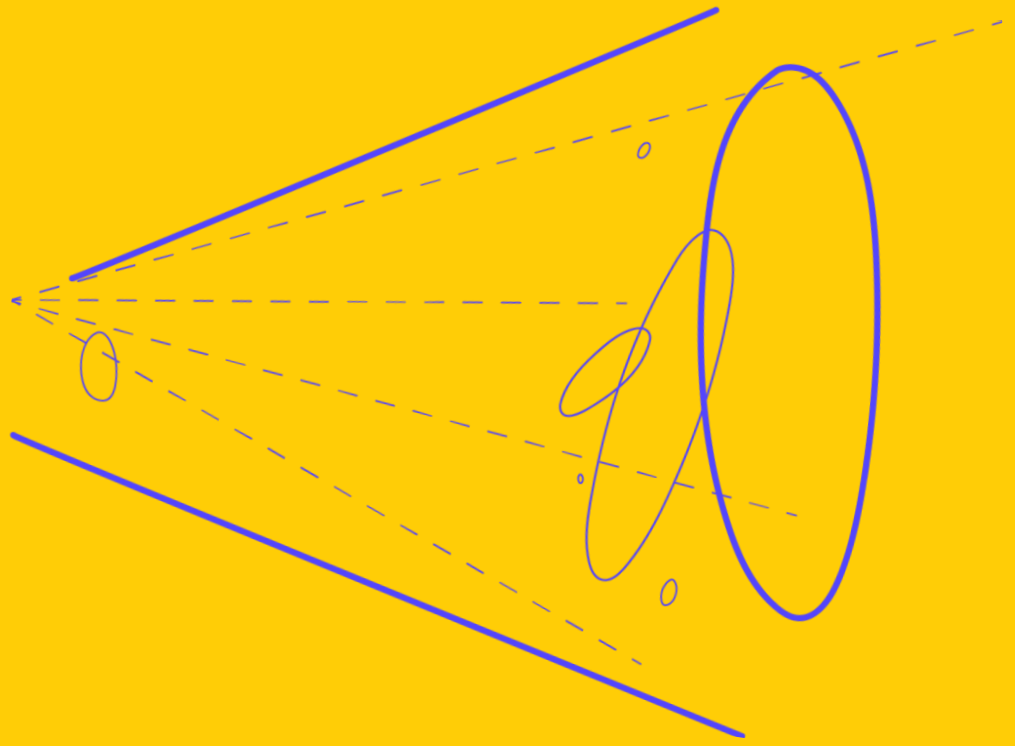

Funded by
the European Union

# DEMOCRACY FUTURES

## PARTICIPANT BOOKLET



THIS BOOKLET BELONGS TO (NAME):

MIDI

# ABOUT THIS BOOKLET

**PARTICIPANT BOOKLET: MIDI ROUTE**

A version of this booklet was used by the YouthDecide 2040 research consortium to support the setup and facilitation of workshops on the future of democracy in Europe for the year 2040. It is part of the **DEMOCRACY FUTURES KIT.**

This resource is under the Creative Commons Licence.

Attribution: Michael J. Bernstein, Christophe Gouache, Ángel Honrado, François Jégou, Jorge Gutiérrez, Mario Magaña, Renata Mandzhieva, Pablo Navas, Seojeong Moon, Jeanne Perreul, Aaron B. Rosa, Leopold Slenczka, Elizabeth Weissitsch, Margherita Brun.

**With thanks to all participants**
This material was shaped by the ideas, experiences, questions, and generosity of the people who took part in our workshops and conversations. We thank every participant of YouthDecide 2040 workshops for their time, openness, creativity, and trust. Your contributions are at the heart of this work, and we are grateful for the many perspectives you brought to it.




First Publication: July 2025
Current Publication: November 2026

Version: 6

Funded by the European Union

Youthdecide2040 has received funding from the European Union's Horizon Europe Research and Innovation Programme under grant agreement nº 101177438

# ABOUT YOUTHDECIDE 2040

The **DEMOCRACY FUTURES** toolkit grew out of the YouthDecide2040 project and its aims to create pathways towards desired futures of European democracy in 2040. Bringing together young Europeans, older generations, political and institutional actors, and civil society, the project began with a request from the European Commission: to hear how young people imagine the future of how we live together, make decisions, and shape society. Those who will live longest with coming changes should have a real voice in them. The history of the toolkit is described below through the project steps.

**1.THE CREATIVE RETREAT:** A smaller group of young people, designers, and researchers designed the first version of this workshop — the tools, ideas, and activities you will use today.

**2.REGIONAL WORKSHOPS:** Early workshops tested the method with young people from different places and refined it for use across countries.

**3.NATIONAL WORKSHOPS:** Close to 700 young people across Europe shared ideas on how people could live, decide, and act together in the future by co-creating scenarios of "European Democracy in 2040".

**4.THE ONLINE CONVERSATION SPACE:** Workshop ideas were shared online so people from different generations and backgrounds could respond.

**5.THE TRANSNATIONAL YOUTH ASSEMBLY:** Young people, experts, and institutional representatives combine all contributions into a shared European vision.

**6.THE STRATEGY PLAYBOOK (2027):** All project results contribute to a final Playbook – a document that communicates young people's ideas and visions to those who can help make change in European democracies possible.

THE MIDI ROUTE

# WORKSHOP JOURNEY

NOTE: The **MIDI route** skips the **IMAGINE step**. However, it is part of the longer versions of this workshop (**MAXI** and **FULL**).

MIDI

## 1.DISCOVER

The workshop journey




Introducing the participants

I like or don't like in democracy

## 2.EXPLORE

What is influencing and will continue to influence democracy future?




Exploring ideas of innovations to imagine the future

## IMAGINE




## 3.TEAM-UP

Sharing our wishes for the future




## 4.BUILD

Finalise our preferred democratic system for 2040

Share our scenario with the other teams

## 5.SHARE

ABOUT THE

# FUTURE OF DEMOCRACY

Some suggest that there is only one future and that it is already decided. We believe this is not true. The future does not exist and it is not 'out there' waiting to be found. Instead, there are many possible futures that can be imagined and reflected on, and of those there are futures that will be more desirable, inspiring and actionable – preferred futures that people will want to work towards together.

This is where today's journey will take us. Today, we will journey to the futures of Democracy in Europe - to create with others a future worth living in and working towards.

The **DEMOCRACY FUTURES** toolkit was designed to help diverse groups find common ground and develop innovative visions of democratic systems and address shared concerns. The original workshop centres on *co-creation*: sharing ideas, listening to one another, and building something together.

This booklet is part of the publicly available **DEMOCRACY FUTURES** toolkit. It provides space for individuals to record their thoughts and ideas, helping reveal different perspectives on what robust democratic futures could look like.

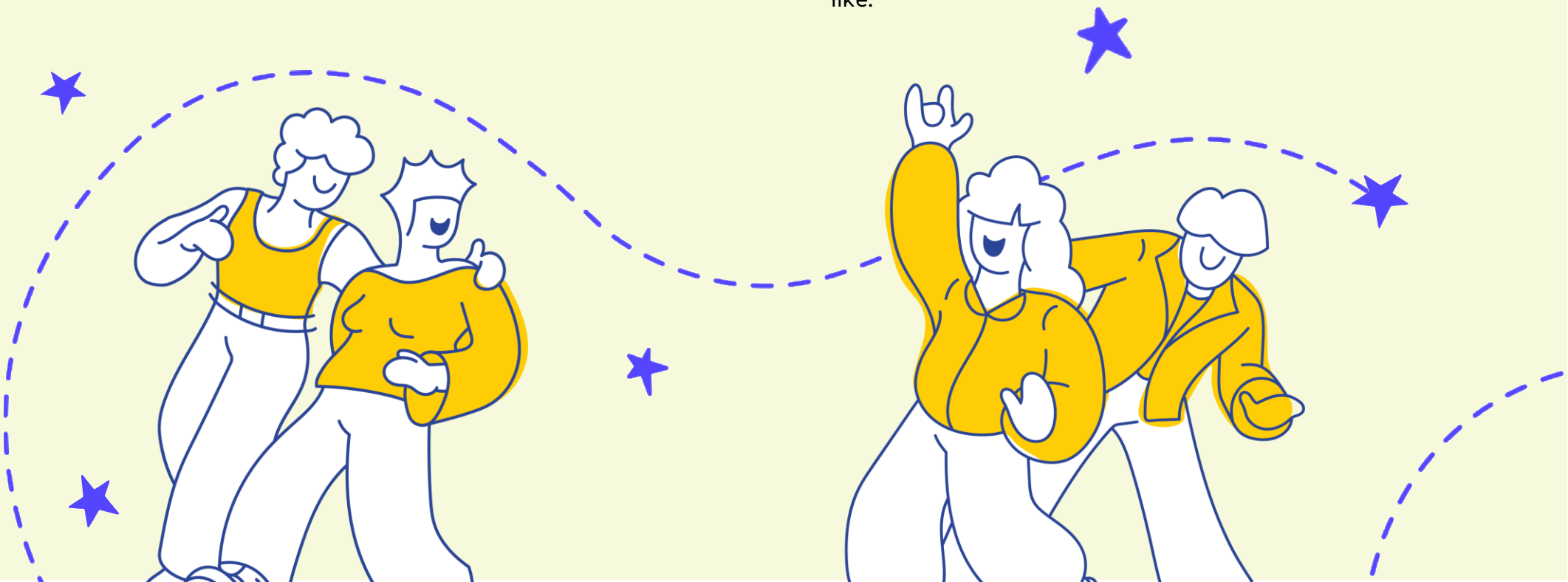

# #1: DISCOVER

DEMOCRACY FUTURES

## MAINS STEPS OF PHASE #1

- Getting to know one another (optional)
- The Solidarity Principles for a respectful and friendly workshop
- Sharing our thoughts about democracy today



# 1.1 INTRODUCTION

± 5 MIN

Try to recall the first (or most vivid) memory related to democracy and write it down on sticky notes/a piece of paper.

Once everyone is done, stand-up, form a circle and take turns to share your memory of democracy. As you share, position your paper along an imaginary timeline.

When speaking, mention your name and where you live, share your memory and tell us why you are here (what motivated you to apply for participation in this workshop).

## 1 My first (or most vivid) memory of democracy

You first memory of democracy does not have to be strictly the first one - it could also be the most vivid one you have of coming across the notion of democracy or hearing about it. It might be a class in school or going to a voting booth with your parents, watching election results on TV and many more.

## 2 'I'm here because...'

In a few words, share  what motivated you to take part in this workshop.

# 1.2 WORKSHOP SOLIDARITY PRINCIPLES

± 5 MIN

**1. We are all here to explore desirable futures of democracy**
*(we want to focus on creating solid, hopeful ideas to strengthen democracy, instead of just highlighting what's wrong)*
**2. We don't shoot down others' ideas**
*(especially if we have nothing to propose or suggest instead)*
**3. We listen before reacting**
*(even if we disagree)*
**4. We are all equally welcome to express ourselves here**
*(it doesn't matter who's got the longest CV in the room)*
**5. We don't bite others**
*(even if they may deserve it)*
**6. We don't mock the ideas of others**
*(we listen with curiosity and an open mind)*
**7. We don't monopolize the conversation**
*(this applies to everyone - in particular, to those of us who are chatty...)*
**8. We don't want to just 'patch up' democracy: we want to change it**
*(that means thinking big, thinking disruptive,  even if it includes imagining big reforms and major shifts)*
**9. We are all responsible for the atmosphere: let's make sure it is pleasant, fun and respectful**
*(Facilitators are here as timekeepers, neutral moderators, and don't share their opinions in the discussion)*
**10. This final one is just to have 10 rules because 9 rules would be weird**
*(although, we should be weird: we very much need original views on democracy!)*

# 1.3 WHAT DO I LIKE & DISLIKE ABOUT LIVING IN A DEMOCRATIC SOCIETY?

± 10 MIN

**Instructions:** Reflect on these two questions (you can take notes for yourself below).

Share your views within the group and discuss briefly.

## 1 What do I like about living in a democratic society?

## 2 What do I dislike about living in a democratic society? What bothers me or frustrates me?

# #2: EXPLORE

DEMOCRACY FUTURES

## MAINS STEPS OF PHASE #2

- Exploring some of the factors influencing democracy
- Browsing *Democratic Innovations* to build better futures for democracy



# 2.1 INFLUENCING FACTORS

± 30 MIN

## 1 Influencing Factors

Democracy does not exist in a vacuum! A lot of things can shape our society and have the potential to change how democracy works.

We will learn about some of the factors that are influencing democracy by using a card deck of ***Influencing Factors***.

**Instructions:**

- Browse the ***Influencing Factor*** cards and note the ones that stand out to you most.

2 Put the ***Influencing Factor*** cards on the table.

Pick a card for each of the following categories:

\+ *Factors that give you hope or may improve democracy*

= *Factors that concern you about the future of democracy*

− *Factors that create mixed feelings*



# 2.2 DEMOCRATIC INNOVATIONS

± 30 MIN

**Instructions:**

- Make quick notes on five (or more) democratic innovations in your booklet (see the next page)
- If you have time, discuss your selections with a participant next to you or in small teams

## 1 Democratic Innovations

At your table you will now find a collection of novel democratic practices that have helped communities make decisions and govern.

Please explore these Democratic Innovations. Feel free to explore individually or in small groups but try to see as many of the cards as you can.

As you explore, use the next page to note Democratic Innovations that you like or find promising.




## 2 My notes on Democratic Innovations

| 'Democratic Innovation' card number | Write some notes on why you picked these democratic innovations |
|---|---|
| | |
| | |
| | |
| | |
| | |

## 3 Talk about your discoveries

Sit at your table and briefly discuss some of your choices with one or more people.

# #3: TEAM-UP

DEMOCRACY FUTURES

## MAINS STEPS OF PHASE #3

- Sharing what you wish for the future
- Spot peers with similar orientations to set up a team
- Sketch a new system that builds on your hopes, values and discussions from the first part of the workshop



# 3.1 WISHES FOR THE FUTURE

± 10 MIN

**Instructions:** Take a quiet moment to reflect individually. Building on all exchanges today, looking ahead, write down three wishes for a more desirable democracy. What do you wish democracy to become? What do you wish would be fixed or improved? What do you wish to see become a new normal? What do you wish to see unfold? What do you wish to stop?

## 1 Individual reflection

I wish...

I wish...

I wish...

## 2 Sharing & matching

**Instructions:** If instructed by facilitator (this depends on your group setting), stand up and share your wishes and thoughts in one minute or less. While you are listening to other participants' individual reflections, think about who you might like to team up with.

Try to remember the faces of who you feel close to in terms of wishes. Form a small team (this will depend on your group size, but in any case, no more than 5-6 people or less per team.)

# #4: BUILD

DEMOCRACY FUTURES

## MAIN STEPS OF PHASE #4

- Design a democratic system based on what you have worked with earlier in the day

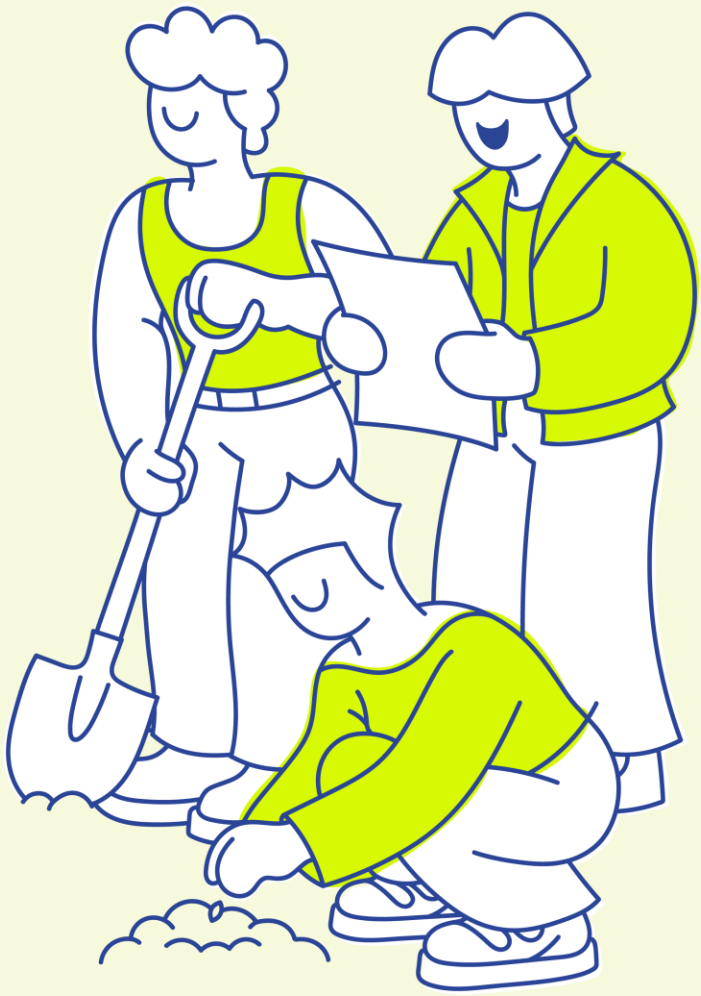

# 4.1 PREFERRED FUTURE SCENARIOS FOR 2040...

± 60 MIN

**Instructions:**
In front of you is the result of everything you've built, step-by-step: your observations, the forces shaping the future, the ideas you selected and your wishes. This already reflects a way of organising society that you believe in.

You now have one hour to collect and refine your ideas into your final version. This is not about starting over or decorating what you've done. It's about creating a vision of a democratic future that is precise, operational and coherent.




## 1 The preferred future scenario canvas

Use the canvas to help you refine, strengthen and expand what your group has created together.

Follow the prompts on the board to build a stronger system that is both reflective of your group's wishes and capable of responding to even more public problems.

## 2 Test and Adapt your System

As you refine your system, imagine one or two potential public problems and see how your system responds.

Could you adjust existing ideas or use another democratic innovation? Who has power in different situations, and what can those actors do?

## 3 Prepare your presentation

Use the presentation helper to prepare your group to share the system you've all created with the other workshop participants. Choose your presenter(s) and aim to give an overview that lasts about 3-5 minutes.



# #5: SHARE

DEMOCRACY FUTURES

## MAINS STEPS OF PHASE #5

- Share and discuss the Preferred future scenarios created by each team
- Collect Individual vision elements and Workshop common vision



# 5.1 SHARING OF PREFERRED FUTURE SCENARIOS

± 10 MIN

**Instructions:**
Each group will present the future democratic system they have developed. When presenting, use the provided presentation guides to help highlight the important aspects of your system.

If you are listening to a presentation, you can use your booklet to capture some notes on the other groups' scenarios. After each presentation, there will be time for questions. So please hold your questions until the end of the presentation.




## Futures of democracy in Europe, 2040
## Presentation notes

Scenario Name:
Notes:

Scenario Name:
Notes:

Scenario Name:
Notes:

Scenario Name:
Notes:

# 5.2 CLOSING

± 5 MIN

## Closing: "I bring home..."

**Instructions:**
Walk around the room, take a moment to revisit each team's preferred scenario board and record any aspects that catch your attention or seem desirable for the future of democracy. Then take turns to share these in one minute or less

